

Dosatron Doser Selection Chart

Dosatron Dosers Note: Each unit comes with a single union to connect to the next unit or kit.				
	MODEL	D25RE09VFBPHY	D14MZ3000VFBPHY	D14MZ2VFBPHY
MAX. FLOW	11 GPM	14 GPM	14 GPM	14 GPM
MIN. FLOW	0.05 GPM	0.05 GPM	0.05 GPM	0.05 GPM
INJECTION PERCENTS	0.1% to 0.9%	0.03% to 0.3%	0.2% to 2%	1% to 10%
INJECTION RATIO	1:1000 to 1:112	1:3000 to 1:333	1:500 to 1:50	1:100 to 1:10
INJECTION RANGE	3.5 to 34 mL/gal	1.25 to 12 mL/gal	7.5 to 75 mL/gal	37.5 to 375 mL/gal
PRESSURE RANGE	4.3 to 85 PSI	4.3 to 85 PSI	4.3 to 85 PSI	7 to 85 PSI
CONNECTIONS	3/4" NPT	3/4" NPT	3/4" NPT	3/4" NPT

Dosatron Dosers Note: Each unit comes with a single union to connect to the next unit or kit.			
	MODEL	D8RE3000VFBPHY	D8RE2VFBPHY
MAX. FLOW	40 GPM	40 GPM	40 GPM
MIN. FLOW	2.2 GPM	2.2 GPM	2.2 GPM
INJECTION PERCENTS	0.03% to 0.125%	0.2% to 2%	1% to 5%
INJECTION RATIO	1:3000 to 1:800	1:500 to 1:50	1:100 to 1:20
INJECTION RANGE	1.25 to 4.85 mL/gal	7.5 to 75 mL/gal	37.5 to 190 mL/gal
PRESSURE RANGE	2.2 to 116 PSI	2.2 to 116 PSI	2.2 to 116 PSI
CONNECTIONS	1 1/2" NPT	1 1/2" NPT	1 1/2" NPT

All units include: mounting bracket, suction hose, weighted strainer, one union, and operating manual. Please review the basic installation drawing for recommended accessories. MAXIMUM TEMPERATURE: 104 °F



WATER POWERED DOSING TECHNOLOGY

Dosatron International, Inc. • 2090 Sunnydale Blvd. • Clearwater, FL 33765 • 727-443-5404
800-523-8499 • www.dosatronusa.com



DOSATRON®

WATER POWERED DOSING TECHNOLOGY

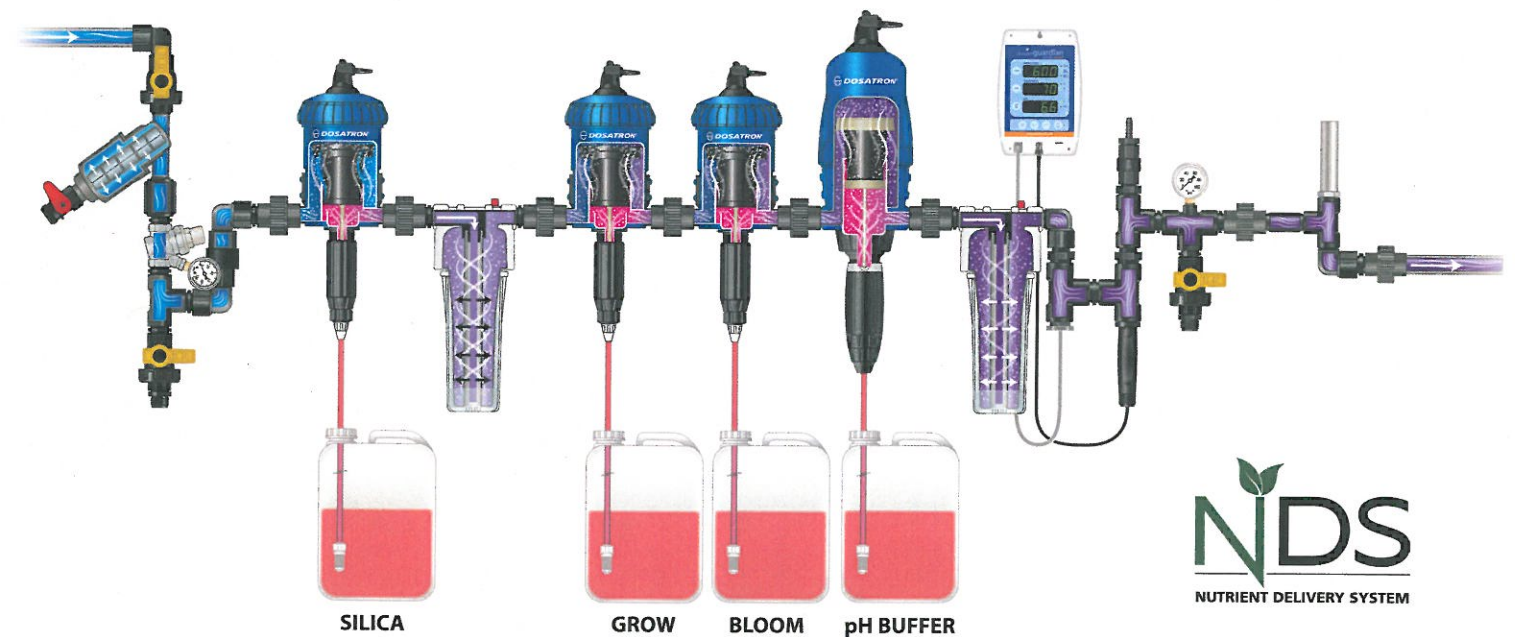
Nutrient Delivery System Kits Quick Reference Guide

The Nutrient Delivery System (NDS) thrives anywhere, from greenhouse environments to outdoors, allowing it to be installed in any application.

Works With Various Substrates and Irrigation Methods

- NDS automates the nutrient delivery process so it accurately dispenses the desired solution
- NDS makes the time draining practice of "measure and pour" a thing of the past
- NDS saves you time and money by eliminating hand mixing
- NDS offers four (4) different modular kits (see next page)
- NDS utilizes up to **eight (8) different nutrients, additives, or supplements**, plus a pH adjuster for a perfect, well-blended solution

How It Works



CREATE YOUR PERFECT NUTRIENT SYSTEM

With Dosatron's Nutrient Delivery System Kits

It's easy.


1. Determine the number of liquid solutions you will be injecting
2. Decide which injection range you need for each unit in mL or tsp
3. Choose your dosers (up to 8) by referring to the chart on the back page
4. Pick the NDS Kits that you need from the chart below
5. If you have any question, call 800-523-8499 or CHAT at www.dosatronusa.com

Starter Kit

This kit includes all the parts you need to get started with your Nutrient Delivery System, from ball valves to Teflon® tape!

Part #: HYKSTART

1




Water Hammer Arrestor Kit

If using solenoid valves, this kit protects the NDS from water hammer, keeping the system clicking for years to come.

Part #: WHA34-SS-KIT

4

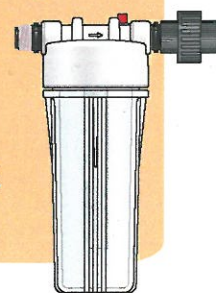


Mixing Chamber Kit

This kit will enhance the blending as the solution passes through. It's a must have for silicates!

Part #: HYKMC34

2




Monitor Kit

The in-line nutrient monitor measures and displays your well-blended outgoing solution providing peace of mind.

Part #: HYKMON

3



NDS
NUTRIENT DELIVERY SYSTEM