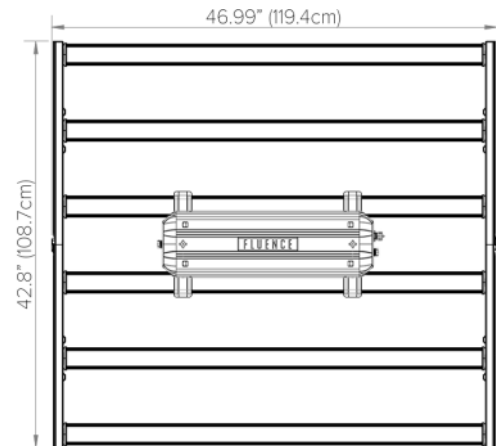
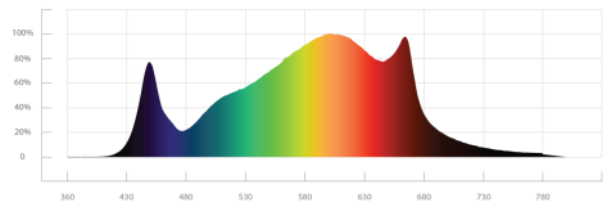




SPYDR 2x


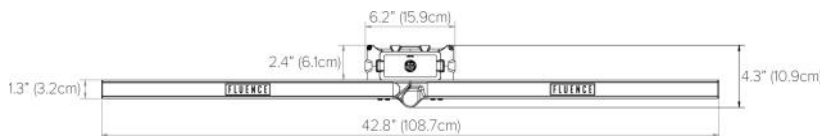
SPECIFICATIONS	
Light Source	LED
Spectrum	I
PPF	875 $\mu\text{mol/s}$
Input Power	325W
Efficacy	2.6 $\mu\text{mol/J}$
Input Voltage	Autosensing 100-277V, 347V, 400V & 480V*
Fixture Dimensions Weight	42.8" L x 46.99" W x 4.3" H 24lbs 13oz 108.7cm L x 119.4cm W x 10.9cm H 11.26kg
Mounting Height	$\geq 6"$ (15.2cm) Above Canopy
Thermal Management	Passive
Dimming	0-10V
Light Distribution	120°
Lifetime	L90: > 54,000hrs
Power Factor	> 90%
Certifications	UL1598 Wet-Location Rated, IP66 & CE
Warranty	3 Year Standard or 5 Year Extended Warranty

PhysioSpec Indoor™



MAX AMPERAGE BY VOLTAGE SERVICE

VOLTAGE	120V	208V	240V	277V	347V
AMPERAGE	2.71A	1.56A	1.35A	1.17A	0.96A



FAMILY	MODEL	SPECTRUM	INPUT VOLTAGE	AC POWER CORD	AC PLUG TYPE	DC EXTENSION CORD	MOUNTING HARDWARE
SR	SPYDR 2x X	I PhysioSpec Indoor™	1 100-277V 3 347V* 4 400V* 5 480V*	06 6 ft (1.83m) 15 15 ft (4.57m)	N5P NEMA 5-15P N6P NEMA 6-15P L7P NEMA L7-15P TFP Schuko Type F PTP Pigtails	00 None 03 3 ft (.91m) 06 6 ft (1.83m)	W Waterfall Mounts S Solid-Decking Mounts M 2-Point Hanging Lances A 2-Point Adjustable Hanging Kit

*347-480V SPYDR configurations operates at 3% higher wattage on average.