



Dutch LightingTM
Innovations



DLI DIODE-Series LED Multilayer 600 FS-DC

Foldable

Redefining
The Grow Light

Designed and made in The Netherlands

WWW.DLI.NL



DLI Diode-Series LED Multilayer 600 FS-DC

Due to the compact and foldable design, the transport and installation of a lighting fixture has never been simpler. DLI presents the DLI DIODE Series Multilayer, the fixture that sets the standard for easy cultivation. We have created a practical and simple fixture without compromising our tried and tested quality.

Simple and foldable design

The innovative design of this fixture makes it both foldable and lightweight. As a result, the fixture is easily transported. The light weight of the fixture offers numerous installation advantages including fully independent installation.

Always level, Plug and Play

The suspension eyes on the top of the housing ensure level installation in every conceivable situation. The fixture operates according to the plug and play principle. In other words, the new fixture is ready to use immediately following simple installation.

Compatible with all existing DLI systems

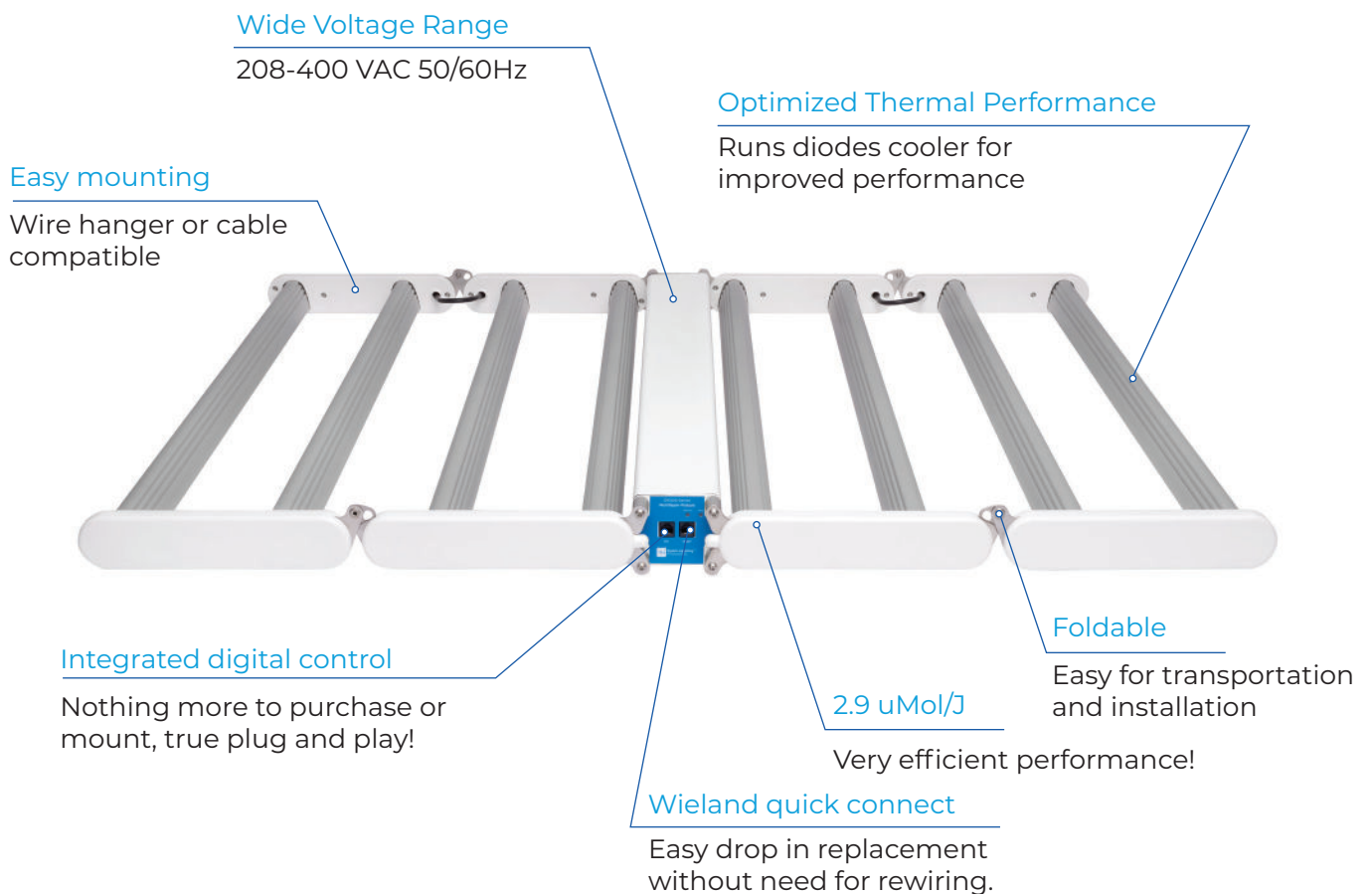
The fixture is fully compatible with the other products in the DLI portfolio. This fixture communicates seamlessly with the DLI controller, allowing you to easily replace or extend your existing installation with this new fixture.

High efficiency and output

Our exclusive use of high-quality OSRAM LEDs guarantees the very high efficiency of this fixture. The light output from the fixture can be dimmed between 30% and 100%, making this fixture suitable for problem-free use in almost any situation. The wide colour spectrum of the fixture is perfectly suited for growing plants in spaces with little or no incidental sunlight. To ensure that the crop still receives the necessary colour spectrum, we make exclusive use of a tried and tested colour spectrum.

Wide voltage input

Thanks to the very wide voltage range of between 208 V and 400 V, this fixture is unaffected by voltage restrictions, and can be used in any situation.





Our Core Values

Dutch Lighting Innovations (DLI) is an innovative company that develops and manufactures lighting systems for every grower and every crop. Because our products are manufactured in-house, we can guarantee the reliability of our fixtures. Our innovative growth lighting offers a total solution for every crop

Quality and reliability

Thanks to the use of high-quality materials and efficient cooling techniques, our LED and HPS fixtures have a longer lifespan than many alternative products. Based on our innovative approach and the ever present ambition to develop new fixtures that outperform the current standard, we deliver a suite of high-quality, reliable fixtures that offer our customers a unique competitive edge.

Research and development + constant improvement

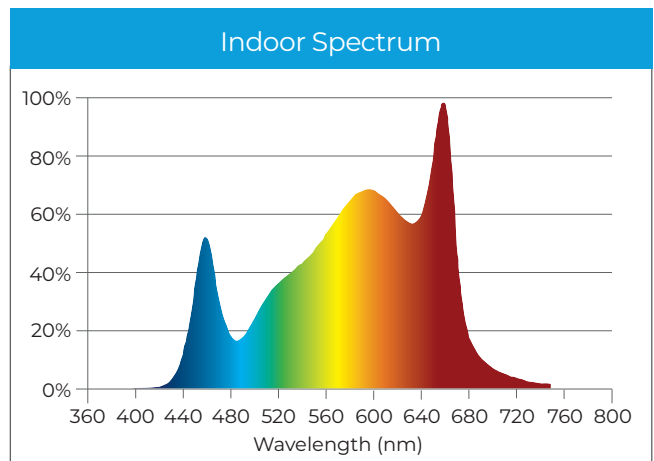
By permanently monitoring developments on the market and the needs of a variety of growers we are able to supply our customers with the most ground-breaking growth lighting. We continue to develop lighting fixtures, perfectly tailored to achieving the targets set.

Innovative designs

Our fixtures are designed to maximise ease of use. We strive to manufacture simple low-maintenance products that meet the latest technical specifications. As a result, our fixtures are easy to clean and deliver unsurpassed cooling and simple but stable installation.

Service and customer satisfaction

No two situations are the same. More than any other supplier, we recognise this fact. Our service includes the drawing up of tailor-made lighting plans. DLI will deliver a total solution for indoor applications and professional glasshouse growers. Our experienced team is happy to offer advice on the most appropriate solution.



“DLI’s mission is to always create a fixture that surpasses the performance of the competitors, while improving the design to suit the purpose.”

OUR CORE VALUES

QUALITY & LONGEVITY



RESEARCH & DEVELOPMENT



INNOVATION IN DESIGN



CONSTANT IMPROVEMENT



CUSTOMER SATISFACTION

DLI DIODE-Series LED Multilayer 600 FS-DC

Technical Specifications*

DLI DIODE-Series LED Multilayer 600 FS-DC			
μMol/J Output	1800	IP Rating	IP65
Beam Angle	120°C	Product Dimensions	44.7 x 42.7 x 2.7 inch 113.5 x 108.5 x 7 cm
Power	630W	Product Weight	32.4 lb / 14.7 kg
Voltage Range	208-400V	Certifications	CE, ETL, DLC, FCC part15, ANSI/ CAN/UL 8800:2022, UL 1598
Efficiency	2.9	Country of origin	The Netherlands
Dimming	30%-100%	Warranty	5 Years

*All values are measured according to industry standards, at 25°C ambient temperature, in the range 400-800nm for LED, 400-700nm for HPS and 275-800nm for UV




Also Available from **Dutch Lighting Innovations:**

DLI HORTI-Series
1000W DE-DC



DLI APEX-Series
LED TopLighting 800 FS-DC



Designed and made in The Netherlands

Lakenblekerstraat 41
1431 GE Aalsmeer
The Netherlands

www.dli.nl
info@dli.nl
+31 297 - 760 500